

80 x (45x4)mm



FPB3201B/FPB3202P

User Manual

3200mAh

**Power Bank**  
Fashionable & Portable

**EXCLUSIVE IMPORTER IN GREECE:**  
Amiridis – Savvidis S.A.  
• 33, Vas. Olgas avenue  
P.C. 54641, Thessaloniki, Greece  
Tel: +30 2310 850107, +30 2310 850108, Fax: +30 2310 857008  
• 45, Posidonos street  
P.C. 18344, Moschato, Athens, Greece  
Tel: +30 210 9402064, Fax: +30 210 9402137  
• www.amiridis-savvidis.gr

**Notice about Recycling**

Your product is designed and manufactured with high quality materials and components which can be recycled and reused. This symbol means that electrical and electronic equipment, at their end-of-life, should be disposed of separately from your household waste. Please dispose of this equipment at your local community waste collection/ recycling centre.

In the European Union there are separate collection systems for used electrical and electronic products. Please help us to conserve the environment we live in!

**Declaration of Conformity**  
This product complies with the requirements of the following directives:  
Electromagnetic Compatibility (EMC) Directive: 2004/108/EC  
CE Marking Directive: 93/68/EEC  
Restriction of Hazardous Substances (RoHS) Directive the above directives declare that the F&U Power Bank is in compliance with following standards:  
EN55022:2010 - EN61000-3-2:2006 + A2:2009 - EN61000-3-3:2008  
EN55024:2010 - EN60965:2002+A1:2006+A11:2008  
2011/85/EU, EPA 3050B:1996, EN1122:2001,  
EPA3052:1996, EPA3060A, EPA7196, EPA3540C, EPA8270C

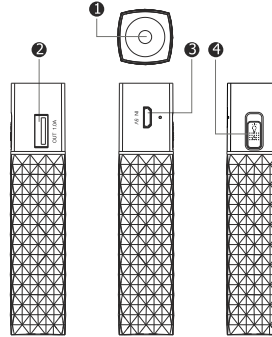
**Specifications**

Capacity	3200mAh
Output mode	USB
Battery cell	18650 Battery
Product size	104 x 23 x 23mm
Weight	64g
Input	5V / 1.0A
Output	5V / 1.0A
For	Suitable for all smart phone and portable device

— 01 —

**Individual design**

- splendid surface distinguished with its rare design
- Flashlight design
- Elegant streamline design, comfort, compact size, easy to carry.



- ① Flashlight
- ② Output USB: 5V / 1.0A
- ③ Micro Input: 5V / 1.0A
- ④ Flashlight power switch

— 02 —

**Safety instructions:**

Please read carefully of the following text, incorrect using or incompatible parameter, would damage your device and our product.

1. Check your devices is compatible with product
2. Do not drop, knock, disassemble or repair it by yourself
3. Do not expose it near fire or heater
4. Do not immerse it in water in make it wet
5. Do not use it when the shells damaged
6. Do not compress or hammer it
7. Storage it within temperature: -20 °C ~ 50 °C

**Use External battery**

Note: Please check if your devices (mobile phone) are compatible with this power bank.

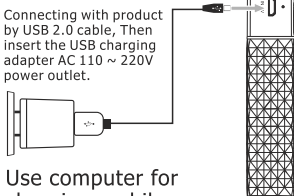
1. Charging for your devices with correct USB cable.
2. Connect the power bank with one port of USB cable.
3. Choose the right connector for your devices or connect the compatible devices with the power bank directly.
4. Plug the connector into the port of devices, Connect the charging devices with the power bank.
5. Press the power switch, start to charge for your devices.

— 03 —

A面

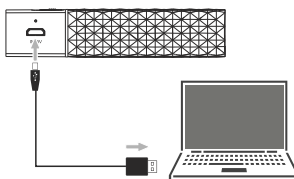
**Use DC power for charging mobile power**

Connect with original USB adaptor



**Use computer for charging mobile power**

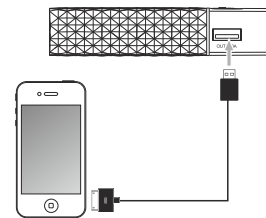
Connect with your computer  
Charging power by USB2.0 cable through computer USB port



— 04 —

**Mobile power for digital equipment charge**

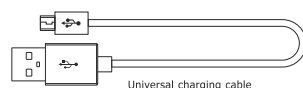
Suitable for use on all smart phone and portable device



**Note the following indicator shows:**

The indicator for charge status indication .

**Charge your devices**



— 05 —

**FAQ:**

Questions and Solutions
<b>Product without action ?</b> A. check out whether your devices compatible with product. B. make sure your devices is correct connecting C. check the cables and adapter works well, and change a new one.
<b>product can't recharge ?</b> A. product and adapter connect in a wrong way. B. incorrect input charging port , change to Micro-USB interface. C. AC-DC adapter was broken, use other method to try again.
<b>Product can't discharge ?</b> A. because the remaining power of product too low, Please recharge it; B. Would somewhere of inside PCB loosed, please contact your local distributor.

**▲ Safety instructions**

Pls read user manual carefully before using. The misuse will lead to damage device, eg. smoke by overheating / fire and other anomalies. We will not take any responsibility for above situations.

01. Check your devices is compatible with product

— 06 —

02. Do not expose it near fire or heater
03. Do not drop, knock, disassemble or repair it by yourself
04. Don't disassemble the battery or attempt to repair or modify it in any manner.
05. Don't expose the battery to moisture or immerse it in liquid. Keep the battery dry at all times.
06. Don't use others methods or machines to charge device, except configuration USB cable. Pls read user manual carefully, if you want to try others methods to charge device.
07. Don't attempt to replace the original accessories of device if without any authorization.
08. We suggest old man or minor use this device as per guarder's guide.
09. All products have been done full inspection. Pls stop use and contact sell or manufacturer soon, if the device happen overheating / deformation / damage / scratches or other anomalies. To extend storage time, pls charge fully after the first use.
10. This device fit for corresponding portable digital products. To ensure whether be suitable for your products, pls read user manual carefully. The manufacturer will not take any responsibility for misuse.

— 07 —

B面